



# **SL-500X<sup>®</sup>** serverLIFT POWERED SERVERLIFT



- ✓ 500 lb capacity
- ✓ Eliminates operator fatigue
- ✓ Easily operates a full day on one charge
- ✓ 60 second install to the top of a rack
- ✓ Easy to maneuver in confined spaces
- ✓ Optional 1, 3, or 5 year Extended Service and Warranty contracts
- ✓ Certified for data center use

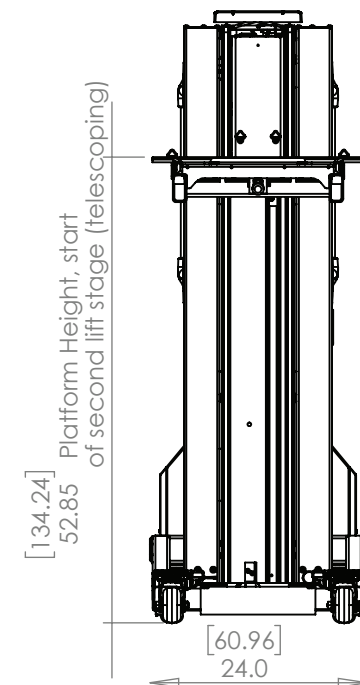
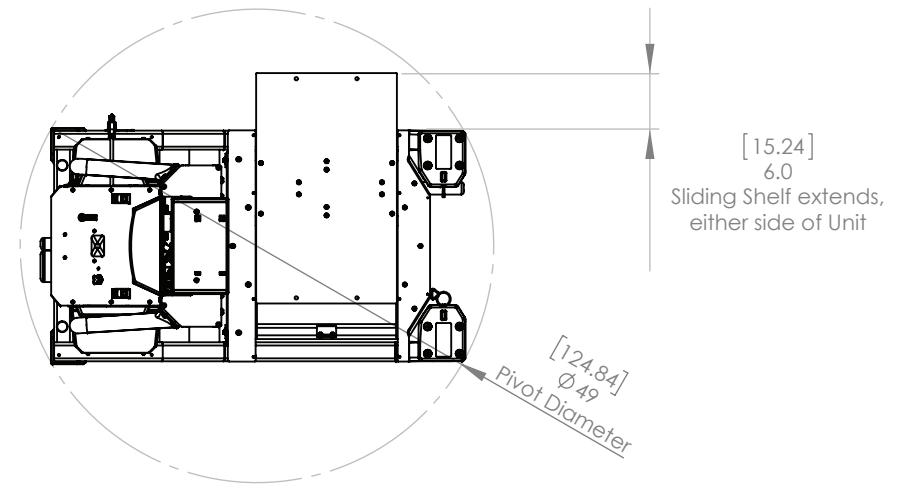
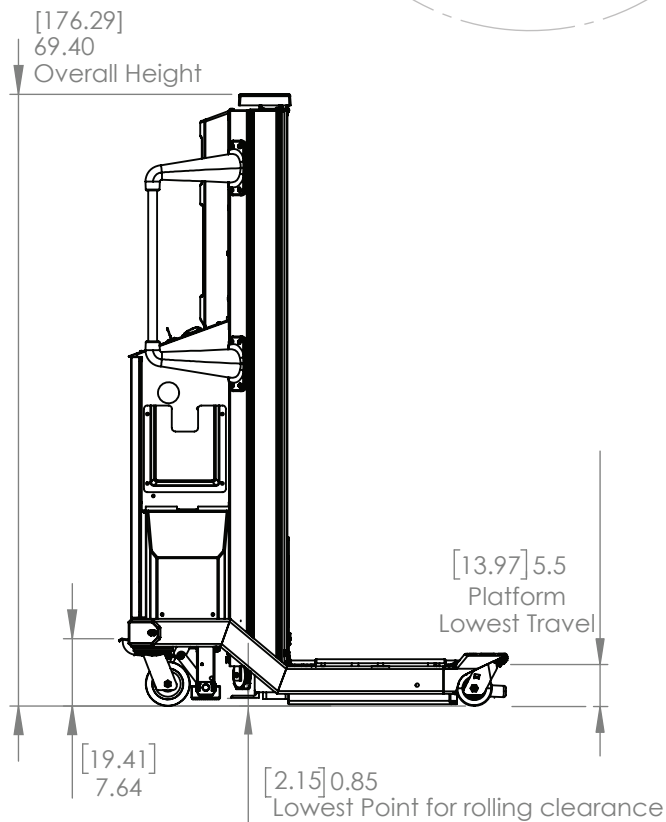
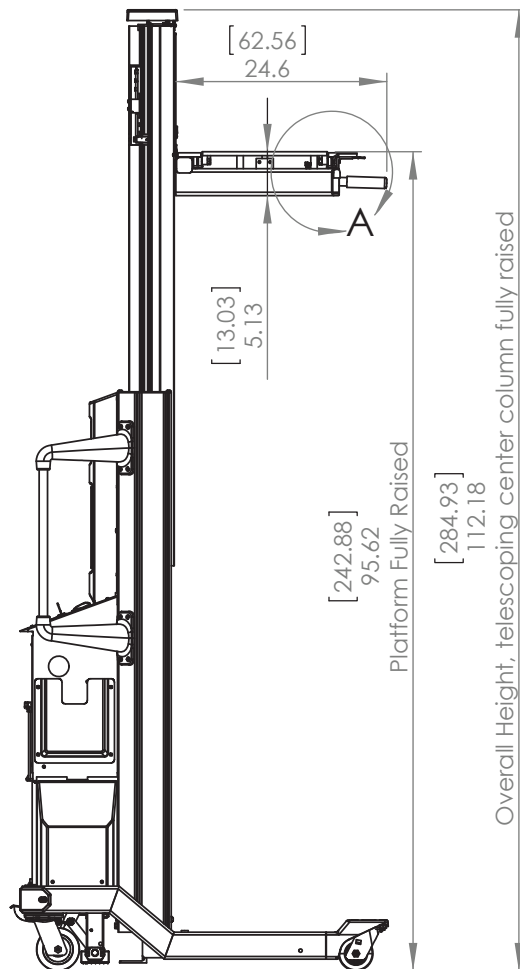


The ServerLIFT **SL-500X<sup>®</sup>** offers the ease-of-use from a powered lift with the stability and strength for which ServerLIFT is known. When managing your hardware is as important as managing your data, nothing compares to a ServerLIFT solution.

(602) 254-1557 ■ [sales@serverlift.com](mailto:sales@serverlift.com) ■ [www.ServerLIFT.com](http://www.ServerLIFT.com)

© ServerLIFT Corporation, Phoenix, AZ 85023

- Weight: 428 lbs [194.14 kg]
- Shipping Weight: 538 lbs [244.03 kg]
- Zero Turn Radius (can pivot on axis when front casters are unlocked)
- Aisle and "T" Intersection turn limit: 32"
- Side Shelf distance: 6" each side - 12" total travel
- Minimum Aisle Width: 25" [63.5 cm]
- Shelf upper height, fully extended: 8' [243.9 cm]
- Shelf lowest height: 5.5" [13.97 cm] off the ground
- Maximum load capacity rating: 500 lbs [226.80 kg]



phone (602) 254-1557  
fax (602) 254-1975  
Phoenix, AZ 85023

PART NO.

**SL-500X®**

PRINT DATE:  
1/5/2016  
COPYRIGHT 2016  
SERVERLIFT CORPORATION

Notes: